

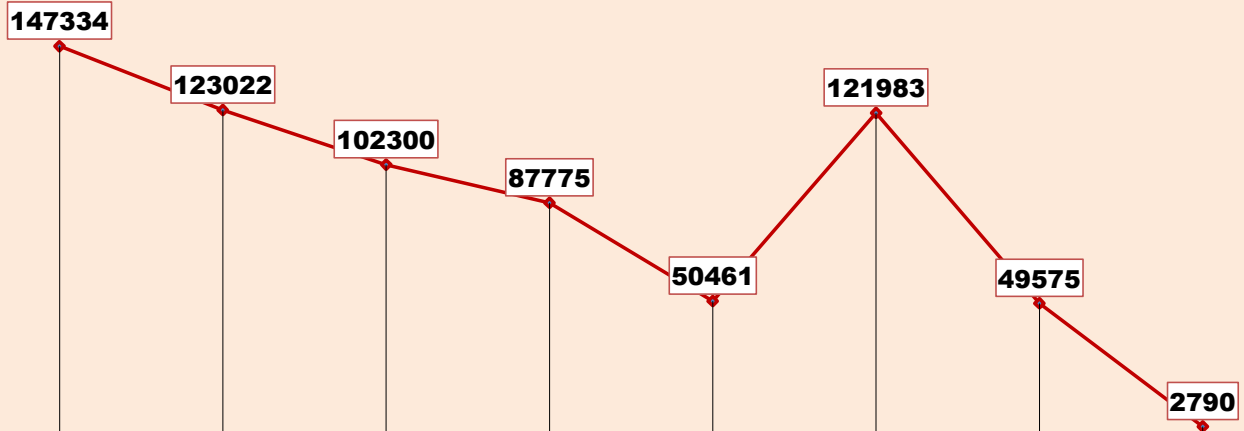


ग्रामीण गृहनिर्माण

दैनिक प्रगती अहवाल : २७.०९.२०२३

प्रधानमंत्री आवास योजना ग्रामीण – मंजूरी, पूर्ण घरकुले, हप्ते वितरण, भूमिहीन, आर्थिकदृष्ट्या अपूर्ण
राज्य पुरस्कृत ग्रामीण आवास योजना – मंजूरी, पूर्ण घरकुले, हप्ते वितरण, आर्थिकदृष्ट्या अपूर्ण

योजना	एकूण मंजूरी	दैनिक मंजूरी	एकूण पूर्ण	दैनिक पूर्ण घरकुले	दैनिक पहिला हप्ता वितरित	दैनिक दुसरा हप्ता वितरित	दैनिक तिसरा हप्ता वितरित
प्रधानमंत्री आवास योजना ग्रामीण	१३८८०१५	०	११८३०७५	३३८	५२	११८	१६१
राज्य योजना	६२५१४५	७६६	४४४०६५	३४६	७६६	२१८	२२५
एकूण	२०१३१६०	७६६	१६२७१४०	६८४	८१८	३३६	३८६



पहिला हप्ता मिळाल्यानंतर ३ महिने उलटूनही अपूर्ण घरकुले

पहिला हप्ता मिळाल्यानंतर ६ महिने उलटूनही अपूर्ण घरकुले

पहिला हप्ता मिळाल्यानंतर ९ महिने उलटूनही अपूर्ण घरकुले

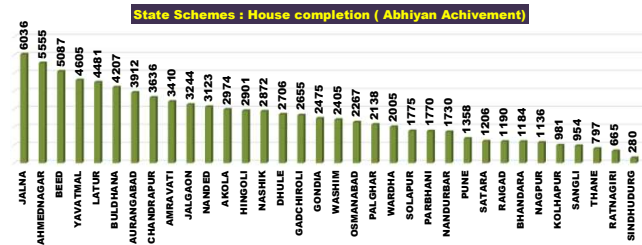
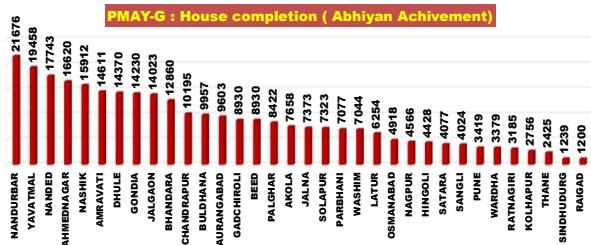
पहिला हप्ता मिळाल्यानंतर १२ महिने उलटूनही अपूर्ण घरकुले

पहिला हप्ता मिळाल्यानंतर १८ महिने उलटूनही अपूर्ण घरकुले

पहिला हप्ता मिळाल्यानंतर १० दिवसानंतरही दुसरा हप्ता न मिळालेली घरकुले

दुसरा हप्ता मिळाल्यानंतर १० दिवसानंतरही तिसरा हप्ता न मिळालेली घरकुले

तिसरा हप्ता मिळाल्यानंतर १० दिवसानंतरही अपूर्ण घरांची संख्या

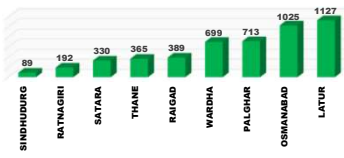


राज्य व्यवस्थापन कक्ष- ग्रामीण गृहनिर्माण

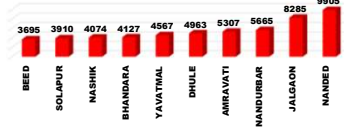
४ था मजला, दक्षिण कक्ष, सिडको भवन, सीबीडी बेलापूर, नवी मुंबई - ४०० ६१४.

Top and Bottom Ten Districts

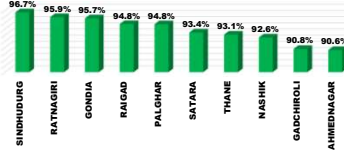
PMAY-G Delayed Houses TOP 10 Dist.



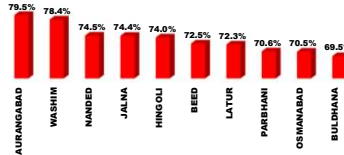
PMAY-G Delayed Houses Bottom 10 Dist.



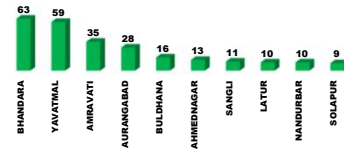
PMAY-G Completion TOP 10 Dist.



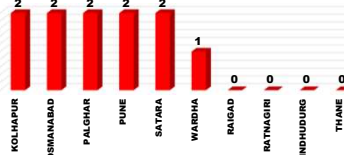
PMAY-G Completion Bottom 10 Dist.



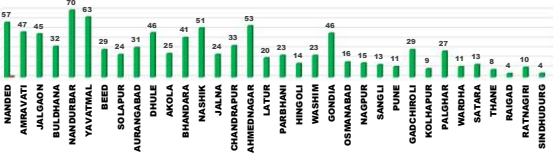
PMAY-G Weekly Completion Top 10 Dist.



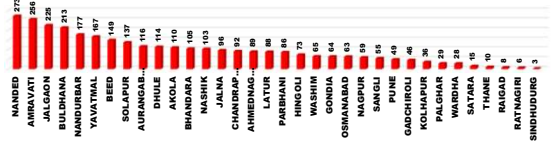
PMAY-G Weekly Completion Bottom 10 Dist.



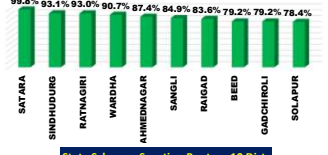
PMAY-G : Current Pace of Completion Per Day (Abhiyan)



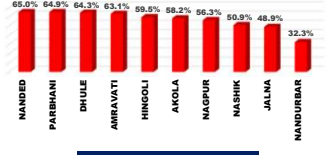
PMAY-G Required Pace of Completion Per Day



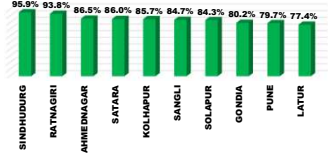
State Schemes Sanction TOP 10 Dist.



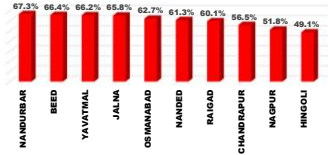
State Schemes Sanction Bottom 10 Dist.



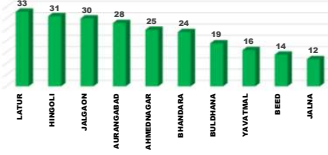
State Schemes Completion TOP 10 Dist.



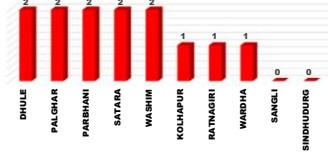
State Schemes Completion Bottom 10 Dist.



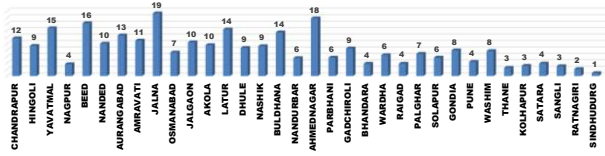
State Schemes Weekly Completion Top 10 Dist.



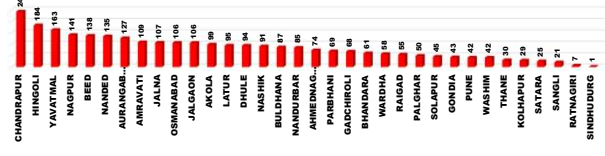
State Schemes Weekly Completion Bottom 10 Dist.



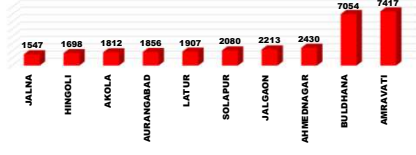
State Schemes : Current Pace of Completion Per Day (Abhiyan)



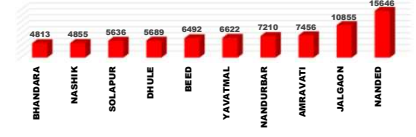
State Schemes Required Pace of Completion Per Day



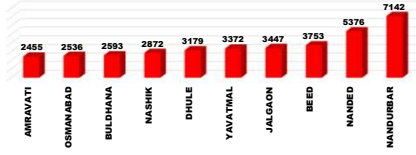
PMAY-G Remaining 1st Installments Bottom 10 Dist.



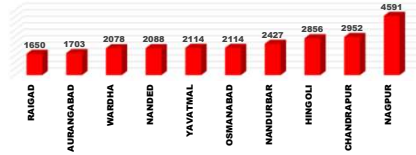
PMAY-G Remaining 2nd Installments Bottom 10 Dist.



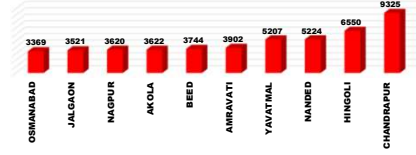
PMAY-G Remaining 3rd Installments Bottom 10 Dist.



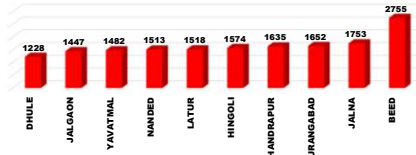
State Schemes Remaining 1st Installments Bottom 10 Dist.



State Schemes Remaining 2nd Installments Bottom 10 Dist.



State Schemes Remaining 3rd Installments Bottom 10 Dist.



प्रधानमंत्री आवास योजना ग्रामीण - मंजूरी (PWL+Awaas Plus)

Sr. No.	Division	Target (PWL+Awaas Plus)	26.09.2023	27.09.2023	Weekly Achivement	Remaining
1	NASHIK DIV.	411635	411409	411403	0	232
2	AMRAVATI DIV.	268871	267764	267742	0	1129
3	AURANGABAD DIV.	235120	234351	234350	0	770
4	NAGPUR DIV.	288089	287455	287428	0	661
5	KONKAN DIV.	69466	69448	69448	0	18
6	PUNE DIV.	119414	117644	117644	0	1770
	Total	1392595	1388071	1388015	0	4580

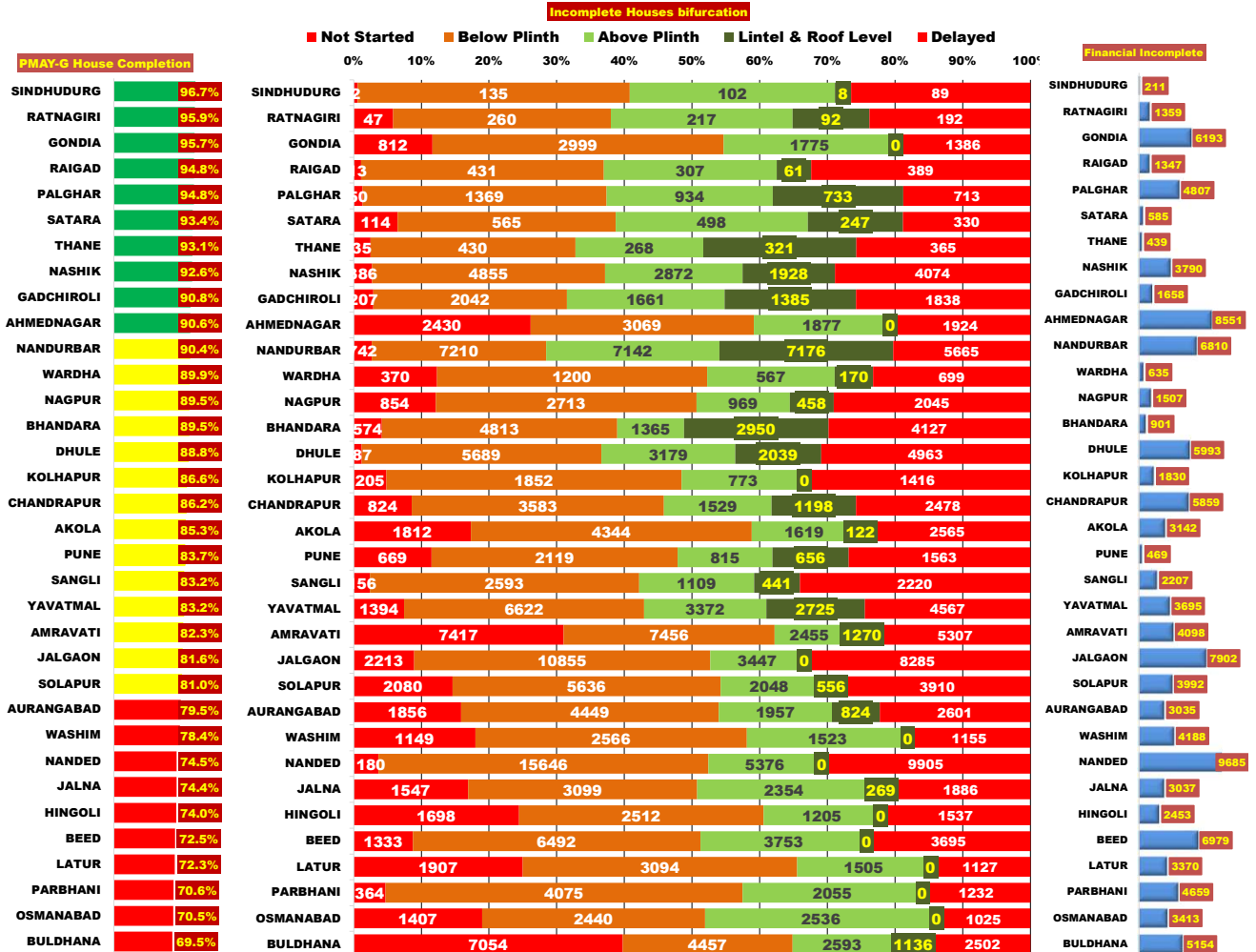
Sr. No.	District	Target (PWL+Awaas Plus)	26.09.2023	27.09.2023	Daily Achivement	Remaining
1	AKOLA	48121	47788	47788	0	333
2	AMRAVATI	92905	92613	92613	0	292
3	AURANGABAD	36139	36139	36139	0	0
4	BEED	34833	34679	34679	0	154
5	DHULE	64639	64634	64634	0	5
6	GADCHIROLI	31617	31614	31614	0	3
7	GONDIA	95895	95895	95895	0	0
8	HINGOLI	18083	18083	18083	0	0
9	JALGAON	78446	78338	78338	0	108
10	KOLHAPUR	17195	17105	17105	0	90
11	LATUR	20368	20368	20368	0	0
12	NAGPUR	36474	36251	36251	0	223
13	NANDED	68729	68548	68548	0	181
14	NANDURBAR	118784	118756	118756	0	28
15	NASHIK	89303	89292	89292	0	11
16	OSMANABAD	14142	13748	13748	0	394
17	PALGHAR	35188	35188	35188	0	0
18	PARBHANI	18803	18764	18764	0	39
19	PUNE	19276	19157	19157	0	119
20	RAIGAD	9819	9819	9819	0	0
21	RATNAGIRI	9791	9786	9786	0	5
22	SANGLI	21342	21012	21012	0	330
23	SATARA	14494	14396	14396	0	98
24	SINDHUDURG	5096	5083	5083	0	13
25	SOLAPUR	47107	45974	45974	0	1133
26	THANE	9572	9572	9572	0	0
27	WASHIM	19363	19194	19194	0	169
28	JALNA	24023	24022	24021	-1	2
29	WARDHA	17861	17718	17715	-3	146
30	YAVATMAL	63815	63550	63547	-3	268
31	AHMEDNAGAR	60463	60389	60383	-6	80
32	BHANDARA	63808	63570	63560	-10	248
33	CHANDRAPUR	42434	42407	42393	-14	41
34	BULDHANA	44667	44619	44600	-19	67
	Total	1392595	1388071	1388015	0	4580

प्रधानमंत्री आवास योजना - ग्रामीण : भूमिहीन लाभार्थी अहवाल

Sr. No.	District	Google Sheet Report			AwaasSoft Report			
		Total Landless	Provided land	Remaining	Landless beneficiaries tagged in AwaasSoft	Landless beneficiaries provided land	Remaining Landless	Remaining Tag (provided land)
1	DHULE	18	18	0	18	18	0	0
2	GADCHIROLI	9	9	0	9	9	0	0
3	GONDIA	2450	2450	0	2457	2329	128	121
4	KOLHAPUR	257	257	0	246	228	18	29
5	NANDURBAR	0	0	0	0	0	0	0
6	PALGHAR	11	11	0	11	11	0	0
7	RAIGAD	6	6	0	6	6	0	0
8	RATNAGIRI	23	23	0	23	23	0	0
9	SINDHUDURG	420	420	0	416	416	0	4
10	THANE	112	81	31	118	60	58	21
11	NANDED	354	322	32	361	263	98	59
12	SATARA	794	744	50	799	617	182	127
13	BEED	212	125	87	356	66	290	59
14	SANGLI	310	216	94	308	142	166	74
15	NASHIK	1699	1501	198	1678	1162	516	339
16	WARDHA	2117	1878	239	2247	1872	375	6
17	PARBHANI	307	63	244	290	54	236	9
18	PUNE	2057	1640	417	2052	867	1185	773
19	BHANDARA	4785	4323	462	4785	4417	368	-94
20	CHANDRAPUR	2400	1937	463	2488	1614	874	323
21	NAGPUR	4439	3839	600	4431	3567	864	272
22	HINGOLI	1713	796	917	1713	466	1247	330
23	JALNA	1359	406	953	1373	85	1288	321
24	LATUR	2178	1194	984	2258	818	1440	376
25	OSMANABAD	2090	1073	1017	2062	102	1960	971
26	JALGAON	22530	21460	1070	22563	20890	1673	570
27	WASHIM	2813	1685	1128	2731	1484	1247	201
28	YAVATMAL	3058	1848	1210	3159	1884	1275	-36
29	AKOLA	6781	5409	1372	6686	5329	1357	80
30	AURANGABAD	3266	1700	1566	3155	1805	1350	-105
31	SOLAPUR	5910	4150	1760	5600	3970	1630	180
32	AHMEDNAGAR	7588	5242	2346	7744	5129	2615	113
33	BULDHANA	15347	9270	6077	15672	9148	6524	122
34	AMRAVATI	20601	13785	6816	20312	13654	6658	131
	Total	118014	87881	30133	118127	82505	35622	5611

प्रधानमंत्री आवास योजना ग्रामीण - पूर्ण घरकूले

Sr. No.	Division	Sanction	26.09.2023	27.09.2023	Daily Achivement	Remaining	Completed & verified	Remaining verified
1	AMRAVATI DIV.	267742	215761	215885	124	51857	207194	8691
2	NAGPUR DIV.	287428	262203	262288	85	25140	253311	8977
3	AURANGABAD DIV.	234350	173822	173887	65	60463	164591	9296
4	NASHIK DIV.	411403	366079	366115	36	45288	345255	20860
5	PUNE DIV.	117644	98995	99021	26	18623	94721	4300
6	KONKAN DIV.	69448	65877	65879	2	3569	63633	2246
Total		1388015	1182737	1183075	338	204940	1128705	54370



प्रधानमंत्री आवास योजना ग्रामीण - पूर्ण घरकूले

Sr. No.	District	Sanction	26.09.2023	27.09.2023	Daily Achivement	Remaining	Completed & verified	Remaining verified
1	BHANDARA	63560	56809	56872	63	6688	53858	3014
2	YAVATMAL	63547	52807	52866	59	10681	49434	3432
3	AMRAVATI	92613	76201	76236	35	16377	74015	2221
4	AURANGABAD	36139	28707	28735	28	7404	27053	1682
5	BULDHANA	44600	30962	30978	16	13622	29360	1618
6	AHMEDNAGAR	60383	54687	54700	13	5683	53904	796
7	SANGLI	21012	17480	17491	11	3521	16713	778
8	LATUR	20368	14718	14728	10	5640	14273	455
9	NANDURBAR	118756	107396	107406	10	11350	96486	10920
10	SOLAPUR	45974	37222	37231	9	8743	35654	1577
11	WASHIM	19194	15042	15050	8	4144	14494	556
12	BEED	34679	25151	25158	7	9521	23513	1645
13	AKOLA	47788	40749	40755	6	7033	39891	864
14	CHANDRAPUR	42393	36528	36534	6	5859	35259	1275
15	GADCHIROLI	31614	28691	28697	6	2917	26319	2378
16	NAGPUR	36251	32453	32459	6	3792	31257	1202
17	NANDED	68548	51047	51053	6	17495	48937	2116
18	NASHIK	89292	82697	82703	6	6589	79251	3452
19	PARBHANI	18764	13244	13250	6	5514	12722	528
20	JALGAON	78338	63936	63941	5	14397	62074	1867
21	HINGOLI	18083	13382	13386	4	4697	12869	517
22	GONDIA	95895	91805	91808	3	4087	91210	598
23	DHULE	64634	57363	57365	2	7269	53540	3825
24	JALNA	24021	17877	17879	2	6142	16752	1127
25	KOLHAPUR	17105	14816	14818	2	2287	14484	334
26	OSMANABAD	13748	9696	9698	2	4050	8472	1226
27	PALGHAR	35188	33351	33353	2	1835	32102	1251
28	PUNE	19157	16027	16029	2	3128	14898	1131
29	SATARA	14396	13450	13452	2	944	12972	480
30	WARDHA	17715	15917	15918	1	1797	15408	510
31	RAIGAD	9819	9310	9310	0	509	9007	303
32	RATNAGIRI	9786	9389	9389	0	397	9170	219
33	SINDHUDURG	5083	4916	4916	0	167	4836	80
34	THANE	9572	8911	8911	0	661	8518	393
Total		1388015	1182737	1183075	338	204940	1128705	54370

राज्यपुरस्कृत आवास योजना ग्रामीण - मंजूरी

Sr. No.	Division	Target	26.09.2023	27.09.2023	Daily Achivement	Sanction %	Remaining	Sanction State Rank
1	AURANGABAD DIV.	273099	180749	181187	440	66.3%	91912	6
2	KONKAN DIV.	44680	35441	35586	145	79.6%	9094	1
3	NAGPUR DIV.	164085	114853	114924	93	70.0%	49161	3
4	AMRAVATI DIV.	157836	105727	105782	56	67.0%	52054	4
5	NASHIK DIV.	207158	122949	122972	23	59.4%	84186	5
6	PUNE DIV.	79408	64685	64694	9	81.5%	14714	2
	Total	926266	624404	625145	766	67.5%	301121	

Sr. No.	District	Target	26.09.2023	27.09.2023	Daily Achivement	Sanction %	Remaining	Sanction State Rank
1	OSMANABAD	24016	17989	18274	285	76.1%	5742	17
2	THANE	8574	6059	6204	145	72.4%	2370	7
3	JALNA	41057	19973	20076	103	48.9%	20981	32
4	WARDHA	14707	13288	13345	57	90.7%	1362	4
5	PARBHANI	29060	18815	18864	49	64.9%	10196	22
6	CHANDRAPUR	54555	35810	35845	35	65.7%	18710	31
7	BULDHANA	28967	20764	20795	31	71.8%	8172	19
8	YAVATMAL	41980	30810	30835	25	73.5%	11145	23
9	NASHIK	49930	25392	25415	23	50.9%	24515	33
10	SOLAPUR	23578	18486	18495	9	78.4%	5083	15
11	NANDED	34410	22354	22357	3	65.0%	12053	26
12	GADCHIROLI	20609	16312	16313	1	79.2%	4296	10
13	AHMEDNAGAR	39938	34897	34897	0	87.4%	5041	14
14	AKOLA	34781	20246	20246	0	58.2%	14535	28
15	AMRAVATI	36242	22853	22853	0	63.1%	13389	27
16	AURANGABAD	36954	25616	25616	0	69.3%	11338	25
17	BHANDARA	22211	16829	16829	0	75.8%	5382	16
18	DHULE	31453	20232	20232	0	64.3%	11221	24
19	HINGOLI	38798	23068	23068	0	59.5%	15730	30
20	JALGAON	34417	25803	25803	0	75.0%	8614	20
21	KOLHAPUR	16830	12905	12905	0	76.7%	3925	8
22	LATUR	35747	26761	26761	0	74.9%	8986	21
23	NAGPUR	33291	18728	18728	0	56.3%	14563	29
24	NANDURBAR	51420	16625	16625	0	32.3%	34795	34
25	PALGHAR	16073	11748	11748	0	73.1%	4325	11
26	PUNE	17336	13176	13176	0	76.0%	4160	9
27	RAIGAD	10569	8834	8834	0	83.6%	1735	6
28	RATNAGIRI	7197	6690	6690	0	93.0%	507	3
29	SANGLI	10132	8604	8604	0	84.9%	1528	5
30	SATARA	11532	11514	11514	0	99.8%	18	1
31	SINDHUDURG	2267	2110	2110	0	93.1%	157	2
32	WASHIM	15866	11054	11053	-1	69.7%	4813	12
33	BEED	33057	26173	26171	-2	79.2%	6886	18
34	GONDIA	18712	13886	13864	-22	74.1%	4848	13
	Total	926266	624404	625145	766	67.5%	301121	

राज्यपुरस्कृत आवास योजना ग्रामीण - प्रलंबीत मंजूरी

Sr. No.	Division	रमाई आवास योजना	शबरी आवास योजना	आदीम आवास योजना	पारधी आवास योजना	य.च.मु.व योजना	पुण्यश्लोक अहिल्यादेवी होळकर घरकुल योजना	एकूण
1	KONKAN DIV.	1469	7575	25	3	22	0	9094
2	PUNE DIV.	10903	3572	4	55	20	160	14714
3	NAGPUR DIV.	27189	20305	87	2	1562	16	49161
4	AMRAVATI DIV.	31882	19169	136	9	813	45	52054
5	NASHIK DIV.	21440	62593	61	20	43	29	84186
6	AURANGABAD DIV.	60811	26708	238	26	3243	886	91912
	Total	153694	139922	551	115	5703	1136	301121

Sr. No.	District	रमाई आवास योजना	शबरी आवास योजना	आदीम आवास योजना	पारधी आवास योजना	य.च.मु.व योजना	पुण्यश्लोक अहिल्यादेवी होळकर घरकुल योजना	एकूण
1	SATARA	18	0	0	0	0	0	18
2	SINDHUDURG	127	14	16	0	0	0	157
3	RATNAGIRI	400	84	0	1	22	0	507
4	WARDHA	526	833	3	0	0	0	1362
5	SANGLI	1486	30	0	12	0	0	1528
6	RAIGAD	522	1211	0	2	0	0	1735
7	THANE	321	2043	6	0	0	0	2370
8	KOLHAPUR	3730	35	0	0	0	160	3925
9	PUNE	856	3266	4	14	20	0	4160
10	GADCHIROLI	1078	3192	26	0	0	0	4296
11	PALGHAR	99	4223	3	0	0	0	4325
12	WASHIM	3558	1217	0	0	0	38	4813
13	GONDIA	3247	1586	0	0	0	15	4848
14	AHMEDNAGAR	2653	2388	0	0	0	0	5041
15	SOLAPUR	4813	241	0	29	0	0	5083
16	BHANDARA	3871	1446	0	0	64	1	5382
17	OSMANABAD	4153	195	0	0	1394	0	5742
18	BEED	5582	1298	0	6	0	0	6886
19	BULDHANA	5765	2400	0	0	0	7	8172
20	JALGAON	3567	5014	0	4	0	29	8614
21	LATUR	7149	933	0	4	67	833	8986
22	PARBHANI	7664	2288	0	0	196	48	10196
23	YAVATMAL	5757	4601	136	1	650	0	11145
24	DHULE	3860	7318	0	0	43	0	11221
25	AURANGABAD	7153	4179	0	6	0	0	11338
26	NANDED	5194	6613	238	8	0	0	12053
27	AMRAVATI	5246	7973	0	7	163	0	13389
28	AKOLA	11556	2978	0	1	0	0	14535
29	NAGPUR	12086	2473	0	0	4	0	14563
30	HINGOLI	6950	8780	0	0	0	0	15730
31	CHANDRAPUR	6381	10775	58	2	1494	0	18710
32	JALNA	16966	2422	0	2	1586	5	20981
33	NASHIK	10413	14035	61	6	0	0	24515
34	NANDURBAR	947	33838	0	10	0	0	34795
	Total	153694	139922	551	115	5703	1136	301121

राज्यपुरस्कृत आवास योजना ग्रामीण - पूर्ण घरकूले

Sr. No.	Division	Sanction	26.09.2023	27.09.2023	Daily Achivement	Completion %	Remaining	To be Completed in Per Day till 30.11.23
1	AURANGABAD DIV.	181187	119551	119683	132	66.1%	61504	961
2	NASHIK DIV.	122972	94092	94164	72	76.6%	28808	450
3	AMRAVATI DIV.	105782	73742	73799	57	69.8%	31983	500
4	NAGPUR DIV.	114924	75579	75636	57	65.8%	39288	614
5	KONKAN DIV.	35586	26427	26444	17	74.3%	9142	143
6	PUNE DIV.	64694	54328	54339	11	84.0%	10355	162
Total		625145	443719	444065	346	71.0%	181080	2829

Sr. No.	District	Sanction	26.09.2023	27.09.2023	Daily Achivement	Completion %	Remaining	To be Completed in Per Day till 30.11.23
1	LATUR	26761	20678	20711	33	77.4%	6050	95
2	HINGOLI	23068	11292	11323	31	49.1%	11745	184
3	JALGAON	25803	18979	19009	30	73.7%	6794	106
4	AURANGABAD	25616	17457	17485	28	68.3%	8131	127
5	AHMEDNAGAR	34897	30156	30181	25	86.5%	4716	74
6	BHANDARA	16829	12931	12955	24	77.0%	3874	61
7	BULDHANA	20795	15214	15233	19	73.3%	5562	87
8	YAVATMAL	30835	20387	20403	16	66.2%	10432	163
9	BEED	26171	17356	17370	14	66.4%	8801	138
10	JALNA	20076	13193	13205	12	65.8%	6871	107
11	AMRAVATI	22853	15860	15871	11	69.4%	6982	109
12	RAIGAD	8834	5299	5310	11	60.1%	3524	55
13	NAGPUR	18728	9682	9692	10	51.8%	9036	141
14	AKOLA	20246	13899	13908	9	68.7%	6338	99
15	GADCHIROLI	16313	11955	11964	9	73.3%	4349	68
16	CHANDRAPUR	35845	20233	20241	8	56.5%	15604	244
17	NANDURBAR	16625	11187	11195	8	67.3%	5430	85
18	NASHIK	25415	19577	19584	7	77.1%	5831	91
19	NANDED	22357	13706	13712	6	61.3%	8645	135
20	OSMANABAD	18274	11453	11459	6	62.7%	6815	106
21	GONDIA	13864	11120	11125	5	80.2%	2739	43
22	SOLAPUR	18495	15586	15591	5	84.3%	2904	45
23	PUNE	13176	10504	10507	3	79.7%	2669	42
24	THANE	6204	4265	4268	3	68.8%	1936	30
25	DHULE	20232	14193	14195	2	70.2%	6037	94
26	PALGHAR	11748	8566	8568	2	72.9%	3180	50
27	PARBHANI	18864	14416	14418	2	76.4%	4446	69
28	SATARA	11514	9895	9897	2	86.0%	1617	25
29	WASHIM	11053	8382	8384	2	75.9%	2669	42
30	KOLHAPUR	12905	11059	11060	1	85.7%	1845	29
31	RATNAGIRI	6690	6273	6274	1	93.8%	416	7
32	WARDHA	13345	9658	9659	1	72.4%	3686	58
33	SANGLI	8604	7284	7284	0	84.7%	1320	21
34	SINDHUDURG	2110	2024	2024	0	95.9%	86	1
Total		625145	443719	444065	346	71.0%	181080	2829

राज्य योजना अपूर्ण घरकुले

Sr. No.	Division	रमाई आवास योजना	शहरी आवास योजना	आदीम आवास योजना	पारधी आवास योजना	व.च.मु.व योजना	पुण्यश्लोक अहिल्यादेवी होळकर घरकुल योजना	एकूण
1	KONKAN DIV.	999	7672	451	0	8	12	9142
2	PUNE DIV.	8865	955	56	56	58	365	10355
3	NASHIK DIV.	11381	17039	25	121	79	163	28808
4	AMRAVATI DIV.	16453	11482	2162	191	1615	80	31983
5	NAGPUR DIV.	11042	22367	795	21	5042	21	39288
6	AURANGABAD DIV.	50595	9471	45	62	1029	302	61504
	Total	99335	68986	3534	451	7831	943	181080

Sr. No.	District	रमाई आवास योजना	शहरी आवास योजना	आदीम आवास योजना	पारधी आवास योजना	व.च.मु.व योजना	पुण्यश्लोक अहिल्यादेवी होळकर घरकुल योजना	एकूण
1	SINDHUDURG	85	1	0	0	0	0	86
2	RATNAGIRI	383	21	4	0	8	0	416
3	AHMEDNAGAR	2549	2131	0	16	20	0	4716
4	SATARA	1555	33	0	0	29	0	1617
5	KOLHAPUR	1450	12	0	0	18	365	1845
6	SANGLI	1309	7	0	4	0	0	1320
7	SOLAPUR	2811	74	0	8	11	0	2904
8	GONDIA	1345	1394	0	0	0	0	2739
9	PUNE	1740	829	56	44	0	0	2669
10	LATUR	5924	126	0	0	0	0	6050
11	NASHIK	2478	3299	25	29	0	0	5831
12	BHANDARA	1489	1165	0	0	1199	21	3874
13	PARBHANI	3059	937	0	0	248	202	4446
14	WASHIM	1738	928	0	2	0	1	2669
15	JALGAON	3223	3345	0	63	0	163	6794
16	GADCHIROLI	1320	2743	286	0	0	0	4349
17	BULDHANA	4646	820	0	17	0	79	5562
18	PALGHAR	65	3003	112	0	0	0	3180
19	WARDHA	1494	1948	243	1	0	0	3686
20	DHULE	2168	3797	0	13	59	0	6037
21	AMRAVATI	3285	3550	0	28	119	0	6982
22	THANE	241	1507	188	0	0	0	1936
23	AKOLA	4548	1763	0	27	0	0	6338
24	AURANGABAD	6796	1328	0	7	0	0	8131
25	NANDURBAR	963	4467	0	0	0	0	5430
26	BEED	8332	461	0	8	0	0	8801
27	YAVATMAL	2236	4421	2162	117	1496	0	10432
28	JALNA	6053	75	0	6	637	100	6871
29	OSMANABAD	6486	144	0	41	144	0	6815
30	NANDED	8173	427	45	0	0	0	8645
31	RAIGAD	225	3140	147	0	0	12	3524
32	CHANDRAPUR	4575	6913	266	14	3836	0	15604
33	NAGPUR	819	8204	0	6	7	0	9036
34	HINGOLI	5772	5973	0	0	0	0	11745
	Total	99335	68986	3534	451	7831	943	181080

प्रधानमंत्री आवास योजना ग्रामीण - हप्ते वितरण

Sr. No.	Division	1st Installment (Daily Achivement)	1st Installment Remaining	2nd Installment (Daily Achivement)	2nd Installment Remaining	3rd Installment (Daily Achivement)	3rd Installment Remaining
1	PUNE DIV.	25	3224	58	12765	92	5243
2	AURANGABAD DIV.	5	11292	39	41807	37	20741
3	NASHIK DIV.	14	5958	19	31678	24	18517
4	NAGPUR DIV.	7	3641	1	17350	5	7866
5	AMRAVATI DIV.	1	18826	1	25445	3	11562
6	KONKAN DIV.	0	147	0	2625	0	1828
	Total	52	43088	118	131670	161	65757

Sr. No.	District	1st Installment (Daily Achivement)	1st Installment Remaining	2nd Installment (Daily Achivement)	2nd Installment Remaining	3rd Installment (Daily Achivement)	3rd Installment Remaining
1	SOLAPUR	25	2080	52	5636	83	2048
2	BEED	3	1333	28	6492	32	3753
3	AHMEDNAGAR	14	2430	10	3069	14	1877
4	NASHIK	0	386	9	4855	10	2872
5	SANGLI	0	156	5	2593	9	1109
6	HINGOLI	2	1698	7	2512	3	1205
7	WARDHA	3	370	1	1200	2	567
8	BHANDARA	3	574	0	4813	2	1365
9	NANDED	0	1180	4	15646	0	5376
10	AMRAVATI	0	7417	1	7456	2	2455
11	NAGPUR	1	854	0	2713	1	969
12	OSMANABAD	0	1407	0	2440	2	2536
13	YAVATMAL	1	1394	0	6622	1	3372
14	SATARA	0	114	1	565	0	498
15	AKOLA	0	1812	0	4344	0	1619
16	AURANGABAD	0	1856	0	4449	0	1957
17	BULDHANA	0	7054	0	4457	0	2593
18	CHANDRAPUR	0	824	0	3583	0	1529
19	DHULE	0	187	0	5689	0	3179
20	GADCHIROLI	0	207	0	2042	0	1661
21	GONDIA	0	812	0	2999	0	1775
22	JALGAON	0	2213	0	10855	0	3447
23	JALNA	0	1547	0	3099	0	2354
24	KOLHAPUR	0	205	0	1852	0	773
25	LATUR	0	1907	0	3094	0	1505
26	NANDURBAR	0	742	0	7210	0	7142
27	PALGHAR	0	50	0	1369	0	934
28	PARBHANI	0	364	0	4075	0	2055
29	PUNE	0	669	0	2119	0	815
30	RATNAGIRI	0	47	0	260	0	217
31	SINDHUDURG	0	2	0	135	0	102
32	THANE	0	35	0	430	0	268
33	WASHIM	0	1149	0	2566	0	1523
34	RAIGAD	-2	13	0	431	0	307
	Total	52	43088	118	131670	161	65757

राज्यपुरस्कृत आवास योजना ग्रामीण - हप्ते वितरण

Sr. No.	Division	1st Installment (Daily Achievement)	1st Installment Remaining	2nd Installment (Daily Achievement)	2nd Installment Remaining	3rd Installment (Daily Achievement)	3rd Installment Remaining
1	NASHIK DIV.	217	5558	55	12474	73	5561
2	NAGPUR DIV.	246	11377	46	18901	41	4135
3	KONKAN DIV.	216	2788	0	3269	0	1253
4	AURANGABAD DIV.	55	13164	74	29707	64	12900
5	AMRAVATI DIV.	30	5306	32	15894	39	4876
6	PUNE DIV.	2	1931	11	4785	8	1701
	Total	766	40124	218	85030	225	30426

Sr. No.	District	1st Installment (Daily Achievement)	1st Installment Remaining	2nd Installment (Daily Achievement)	2nd Installment Remaining	3rd Installment (Daily Achievement)	3rd Installment Remaining
1	DHULE	209	335	19	3077	28	1228
2	THANE	216	1013	0	503	0	150
3	NAGPUR	165	4591	14	3620	4	362
4	CHANDRAPUR	50	2952	9	9325	19	1635
5	JALNA	29	1379	13	2313	29	1753
6	JALGAON	5	848	21	3521	35	1447
7	YAVATMAL	18	2114	16	5207	25	1482
8	HINGOLI	9	2856	21	6550	13	1574
9	GADCHIROLI	17	764	7	1587	4	1007
10	AHMEDNAGAR	3	394	12	2856	9	1191
11	BEED	0	1182	15	3744	9	2755
12	BHANDARA	8	566	8	2008	5	346
13	GONDIA	4	426	8	1322	9	541
14	NANDED	7	2088	8	5224	6	1513
15	WASHIM	6	470	5	1448	8	635
16	AMRAVATI	3	1230	10	3902	3	792
17	LATUR	0	914	7	2685	5	1518
18	PARBHANI	7	928	2	2540	2	910
19	AURANGABAD	1	1703	8	3282	0	1652
20	KOLHAPUR	0	517	8	934	1	245
21	AKOLA	3	718	0	3622	3	955
22	SOLAPUR	0	544	2	1323	3	546
23	SATARA	2	321	0	861	2	185
24	NASHIK	0	1554	2	2192	1	877
25	OSMANABAD	2	2114	0	3369	0	1225
26	PUNE	0	328	1	1081	1	463
27	WARDHA	2	2078	0	1039	0	244
28	BULDHANA	0	774	1	1715	0	1012
29	NANDURBAR	0	2427	1	828	0	818
30	SANGLI	0	221	0	586	1	262
31	PALGHAR	0	81	0	1643	0	562
32	RAIGAD	0	1650	0	956	0	450
33	RATNAGIRI	0	42	0	113	0	78
34	SINDHUDURG	0	2	0	54	0	13
	Total	766	40124	218	85030	225	30426

राज्य योजना: पहिला हप्ता प्रलंबीत

Sr. No.	Division	रमाई आवास योजना	शबरी आवास योजना	आदीम आवास योजना	पारधी आवास योजना	य.च.मु.व योजना	पुण्यश्लोक अहिल्यादेवी होळकर घरकुल योजना	एकूण
1	KONKAN DIV.	106	2655	27	0	0	0	2788
2	PUNE DIV.	1604	195	7	15	17	93	1931
3	NASHIK DIV.	560	4867	0	5	53	73	5558
4	AMRAVATI DIV.	1067	2631	215	19	1370	4	5306
5	NAGPUR DIV.	1561	7861	209	2	1743	1	11377
6	AURANGABAD DIV.	9450	2743	13	21	729	208	13164
	Total	14348	20952	471	62	3912	379	40124

Sr. No.	District	रमाई आवास योजना	शबरी आवास योजना	आदीम आवास योजना	पारधी आवास योजना	य.च.मु.व योजना	पुण्यश्लोक अहिल्यादेवी होळकर घरकुल योजना	एकूण
1	SINDHUDURG	2	0	0	0	0	0	2
2	RATNAGIRI	41	1	0	0	0	0	42
3	AHMEDNAGAR	129	243	0	2	20	0	394
4	SATARA	304	12	0	0	5	0	321
5	KOLHAPUR	412	10	0	0	2	93	517
6	SANGLI	217	4	0	0	0	0	221
7	SOLAPUR	524	9	0	1	10	0	544
8	GONDIA	198	228	0	0	0	0	426
9	PUNE	147	160	7	14	0	0	328
10	LATUR	898	16	0	0	0	0	914
11	NASHIK	78	1476	0	0	0	0	1554
12	BHANDARA	245	95	0	0	225	1	566
13	PARBHANI	204	392	0	0	130	202	928
14	WASHIM	187	283	0	0	0	0	470
15	JALGAON	289	483	0	3	0	73	848
16	GADCHIROLI	159	584	21	0	0	0	764
17	BULDHANA	264	506	0	0	0	4	774
18	PALGHAR	2	76	3	0	0	0	81
19	WARDHA	517	1421	140	0	0	0	2078
20	DHULE	48	254	0	0	33	0	335
21	AMRAVATI	301	907	0	3	19	0	1230
22	THANE	26	972	15	0	0	0	1013
23	AKOLA	307	410	0	1	0	0	718
24	AURANGABAD	1287	413	0	3	0	0	1703
25	NANDURBAR	16	2411	0	0	0	0	2427
26	BEED	1031	145	0	6	0	0	1182
27	YAVATMAL	8	525	215	15	1351	0	2114
28	JALNA	802	10	0	1	560	6	1379
29	OSMANABAD	1995	69	0	11	39	0	2114
30	NANDED	1975	100	13	0	0	0	2088
31	RAIGAD	35	1606	9	0	0	0	1650
32	CHANDRAPUR	361	1024	48	1	1518	0	2952
33	NAGPUR	81	4509	0	1	0	0	4591
34	HINGOLI	1258	1598	0	0	0	0	2856
	Total	14348	20952	471	62	3912	379	40124

प्रधानमंत्री आवास योजना ग्रामीण - Delayed Houses

■ पहिला हप्ता मिळाल्यानंतर १२ महिने उलटूनही अपूर्ण घरकुले
 ■ पहिला हप्ता मिळाल्यानंतर १८ महिने उलटूनही अपूर्ण घरकुले
 ■ पहिला हप्ता मिळाल्यानंतर १० दिवसानंतरही दुसरा हप्ता न मिळालेले घरकुले
 ■ दुसरा हप्ता मिळाल्यानंतर १० दिवसानंतरही तिसरा हप्ता न मिळालेले घरकुले
 ■ तिसरा हप्ता मिळाल्यानंतर १० दिवसानंतरही अपूर्ण घरांची संख्या

जिल्हा	पहिला हप्ता मिळाल्यानंतर १२ महिने उलटूनही अपूर्ण घरकुले	पहिला हप्ता मिळाल्यानंतर १८ महिने उलटूनही अपूर्ण घरकुले	पहिला हप्ता मिळाल्यानंतर १० दिवसानंतरही दुसरा हप्ता न मिळालेले घरकुले	दुसरा हप्ता मिळाल्यानंतर १० दिवसानंतरही तिसरा हप्ता न मिळालेले घरकुले	तिसरा हप्ता मिळाल्यानंतर १० दिवसानंतरही अपूर्ण घरांची संख्या
AHMEDNAGAR	1924	1080	2943	1618	2
AKOLA	2565	1971	3504	1077	30
AMRAVATI	5307	3426	6889	1788	137
AURANGABAD	2601	1386	4179	1397	76
BEED	3695	1222	5916	2233	50
BHANDARA	4127	2287	3998	973	292
BULDHANA	2502	1175	4115	1638	160
CHANDRAPUR	2478	1268	3288	1192	303
DHULE	4963	2392	5464	2521	102
GADCHIROLI	1838	1016	2001	1438	97
GONDIA	1386	1126	2821	1459	73
HINGOLI	1537	476	2360	821	13
JALGAON	8285	5340	10619	2511	77
JALNA	1886	703	2897	1715	86
KOLHAPUR	1416	675	1643	600	14
LATUR	1127	511	3027	952	31
NAGPUR	2045	1553	2489	832	33
NANDED	9905	6835	14870	3661	28
NANDURBAR	5665	2922	7066	6036	343
NASHIK	4074	2347	4547	2402	153
OSMANABAD	1025	487	1623	2271	2
PALGHAR	713	243	1322	861	104
PARBHANI	1232	515	3822	1329	16
PUNE	1563	1018	1920	706	47
RAIGAD	389	237	416	277	9
RATNAGIRI	192	15	246	195	24
SANGLI	2220	1537	2457	756	39
SATARA	330	154	526	344	29
SINDHUDURG	89	32	128	98	7
SOLAPUR	3910	3028	4983	1402	57
THANE	365	104	437	242	39
WARDHA	699	479	992	496	22
WASHIM	1155	564	2197	1120	12
YAVATMAL	4567	2337	6278	2614	283